
NAVSEA REVIEWED ASTM F-718

INTERNATIONAL PAINT LLC

Intershield 6GV

PRODUCT DESIGNATIONS

Part A: EGA650

Part B: EGA651

MIL-PRF-24667, Type I, II & V
Comp G

If this product is to be applied as part of a coating system, all components of the system must be as listed on the QPL.

This NAVSEA-REVIEWED ASTM F-718 data sheet is the only data sheet approved for use when utilizing this coating for U.S. Navy preservation projects. NAVSEA's review covers only the application process for the material. The review does not denote the material as a qualified product, nor does it constitute an approval for purchase/procurement of the material. For products on the Qualified Products List (QPL) for this MILSPEC, please refer to <https://assist.daps.dla.mil/quicksearch/>

Questions regarding modifications or updates of this ASTM F-718 shall be directed toward:

NSWCCD

(215) 897-8845

nswccd_astm_f718@navy.mil

ASTM F 718

SHIPBUILDERS AND MARINE PAINTS AND COATINGS PRODUCT/PROCEDURE DATA SHEET

CONTINUATION SHEET USED: ☐ YES ☐ NO

Date: 1/2015

Rev. A3

I. GENERIC TYPE AND DESCRIPTION: Intershiel 6GV, low solar absorption, extended durability, high solids epoxy nonskid deck coating

Specification Number: MIL-PRF-24667, Type I, II & V, Comp G

II. MANUFACTURERS DATA:

- (a) MANUFACTURER: International Paint LLC, 6001 Antoine Drive, Houston, TX 77091
- (b) PRODUCT DESIGNATION: Part A: EGA650; Part B: EGA651
- (c) COLOR(S): Dark Gray (Fed STD 595C color # 36076)
- (d) USES: Nonskid deck coating for general use areas.
- (e) TECHNICAL SERVICE REPRESENTATIVE
(Include Telephone Numbers): 1-800-525-6824 (or contact your local International Paint representative)
- (f) NOT INTENDED FOR USE IN: Immersion or landing area on CVN

III. PROPERTIES:

- (a) PERCENT VOLUME SOLIDS (ASTM D2697): 90% \pm 2%
- (b) PERCENT WEIGHT SOLIDS (ASTM D2369): 95% \pm 2%
- (c) FLASH POINT (ASTM D3278): Part A 102°F, Part B 102°F, Mixed 102°F
- (d) WEIGHT PER VOLUME (ASTM D1475): Part A: 17.79 – 18.39 lbs/gal
Part B: 9.70 – 10.2 lbs/gal
Mixed: 15.77 – 16.34 lbs/gal
- (e) PERCENT EDGE RETENTION: N/A
- (f) SHELF LIFE: 12 months (Part A and Part B)
- (g) VISCOSITY (STATE TEST METHOD USED):
PART A: 60,000 – 110,000 CPS Brookfield (ASTM D2196 Method A) @ 77°F
PART B: 9,000 – 24,000 CPS Brookfield (ASTM D2196 Method A) @ 77°F
MIXED: > 35,000 CPS Brookfield (ASTM D2196 Method A) @ 77°F
- (h) PACKAGING: 5 gallons in a 6 gallon kit
- (i) NUMBER OF COMPONENTS: 2
- (j) GLOSS (ASTM D523): Flat
- (k) STORAGE REQUIREMENTS: TEMPERATURE 40 °F MIN. 100°F MAX.
ADDITIONAL PAINT STORAGE REQUIREMENTS: 24 hours prior to application temp min 65°F, max 85°F
- (l) VOLATILE ORGANIC COMPOUNDS (VOCS- EPA TEST METHOD 24): 92 g/lt, 0.77 lbs/gal
- (m) WEIGHT PER AREA OF DRY FILM AT 1 MIL THICKNESS: N/A
- (n) SPECIAL PROPERTIES: Low solar absorption.

CONTINUATION SHEET USED: ☐ YES ☐ NO

Date: 1/2015

Rev. A3

IV. SURFACE PREPARATION MINIMUM REQUIREMENTS:

- (a) INITIAL: Remove all surface contamination by solvent cleaning (SSPC-SP1)
- (b) TOUCH-UP: N/A
- (c) PROFILE (INCLUDE METHOD USED): MIN. N/A MAX. N/A
- (d) SPECIAL INSTRUCTIONS: Refer to NAVSEA Standard Item 009-32
- (e) PRIMER REQUIREMENTS: Intershield 456 or Interbond 998. Consult ASTM F718 of Intershield 456/Interbond 998 for specific information
- (f) MAXIMUM ALLOWABLE CONDUCTIVITY (INCLUDE METHOD USED): Please refer to NAVSEA Standard Item 009-32
- (g) MAXIMUM DEGREE OF FLASH RUSTING ALLOWED: N/A

SPECIAL SAFETY PRECAUTIONS:

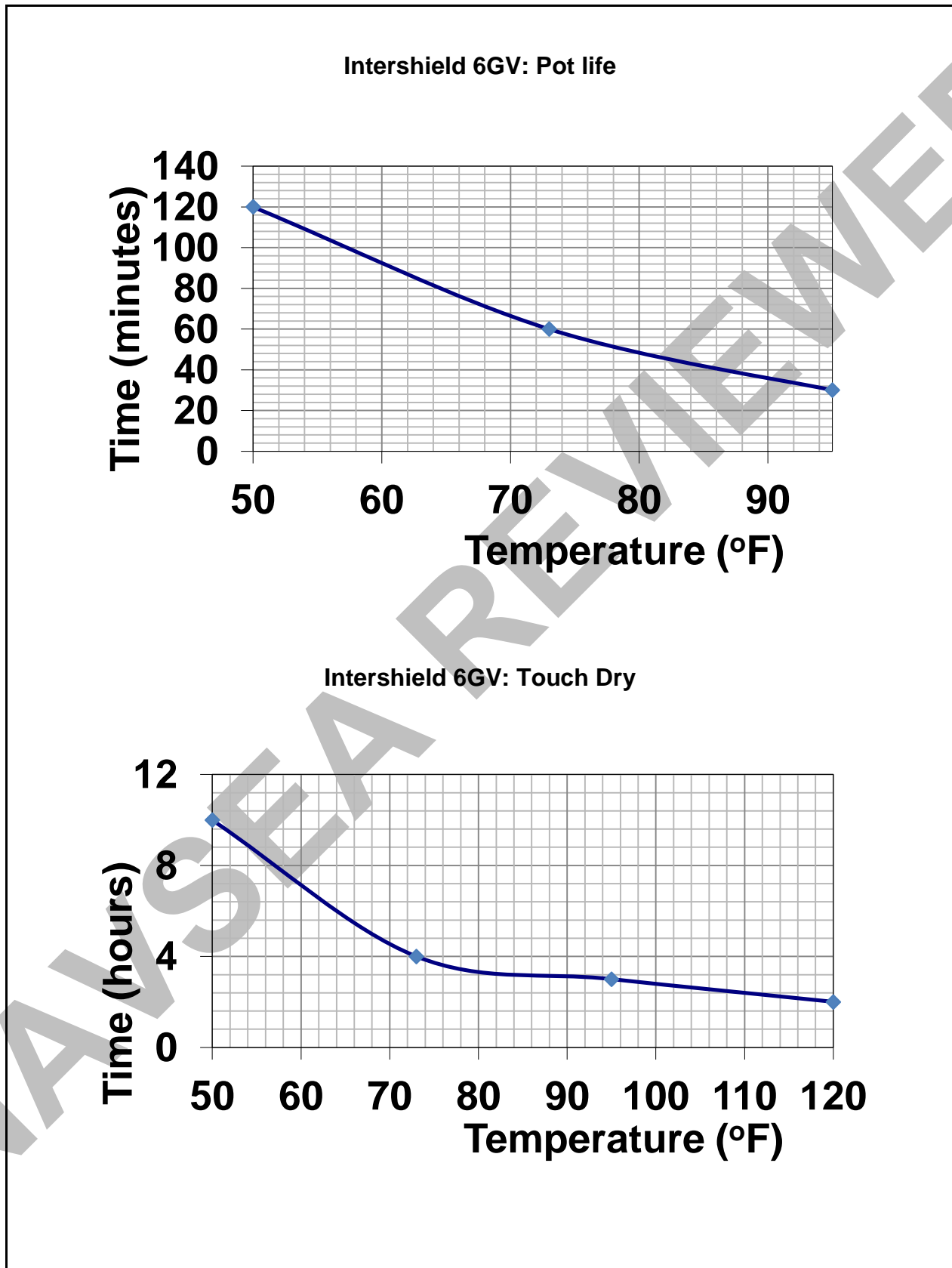
PLEASE REFER TO MATERIAL SAFETY DATA SHEET

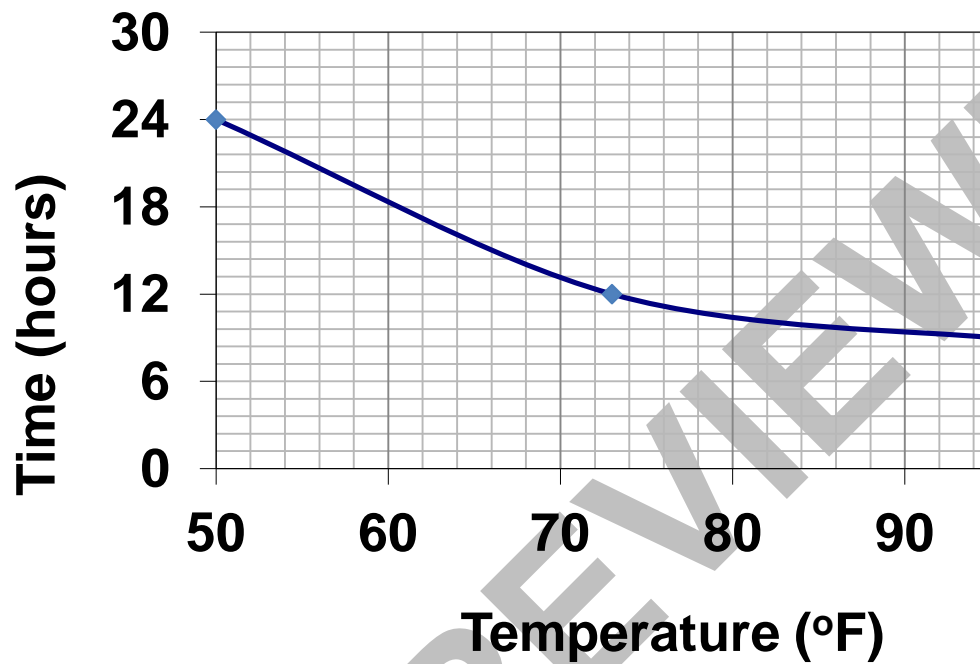
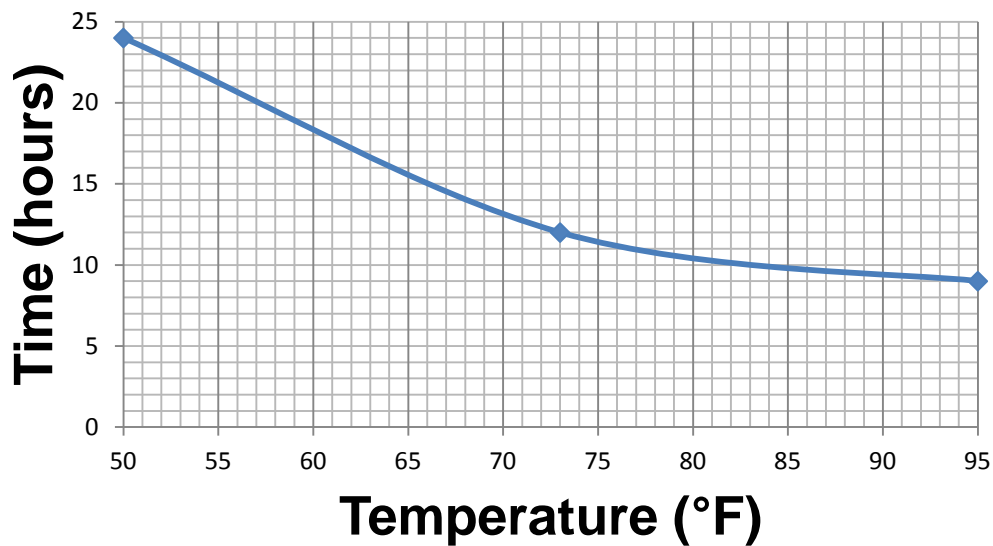
V. MIXING PROCEDURES:

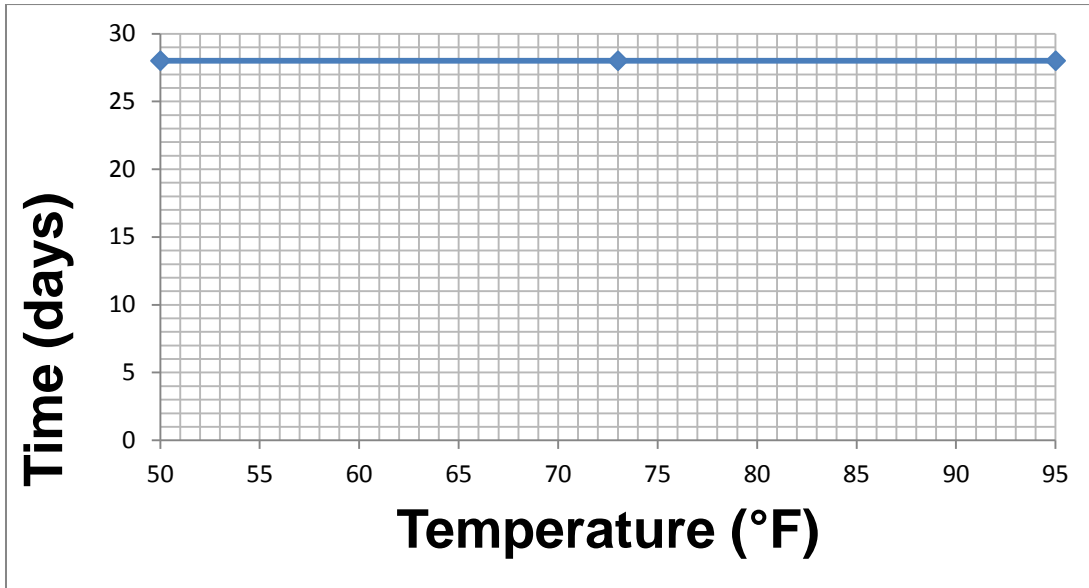
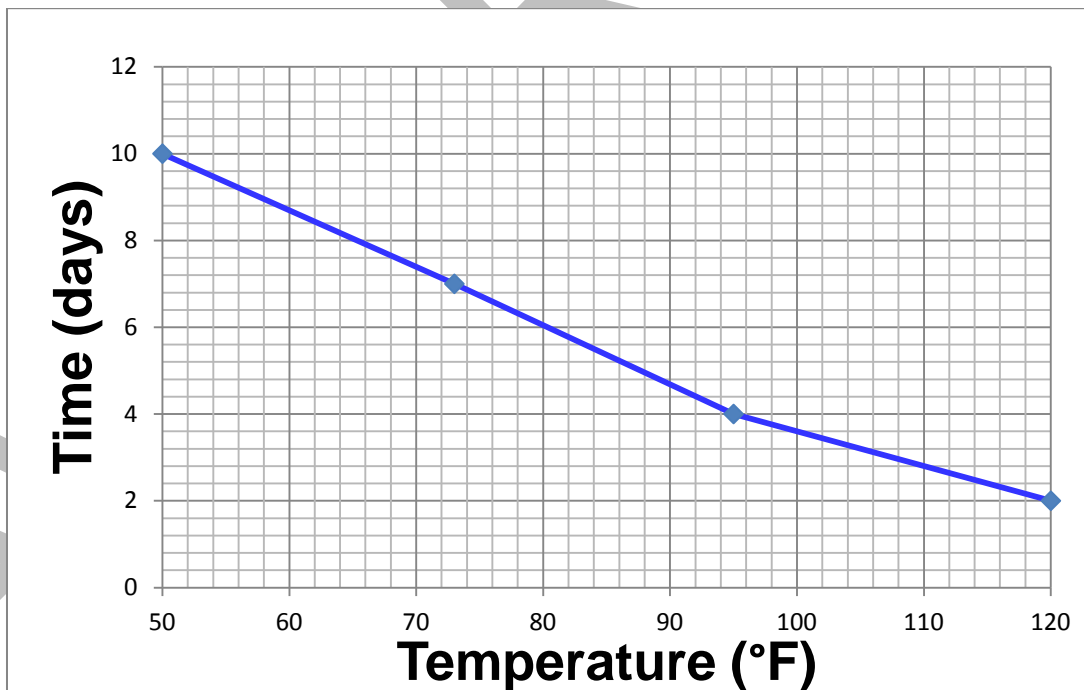
- (a) MIXING RATIOS BY WEIGHT: N/A
BY VOLUME: 3:1 (A:B)
- (b) INDUCTION TIME: N/A
- (c) RECOMMENDED CLEANING SOLVENT (NO THINNING ALLOWED): GTA415
- (d) POT LIFE:
2 Hours @ 50°F
1 Hour(s) @ 73°F
30 Min(s) @ 95°F
- (e) SPECIAL INSTRUCTIONS: Use intrinsically safe equipment. Use a high torque drill suitable for mixing heavy materials in 6 gallon pails. A jiffy blade or vortex paddle suitable for 6 gallon containers should be used to achieve a uniform well mixed material. Pre-mix Part A for 2 minutes. Pour Part B into Part A and mix the material for 4-5 minutes making sure to scrape the sides of the pail. While mixing, the mixing blade should be moved up, down and around the can to thoroughly mix the material to achieve a uniform and well mixed nonskid. IMMEDIATELY AFTER MIXING, POUR THE ENTIRE CONTENTS ON THE SURFACE AND SPREAD QUICKLY.

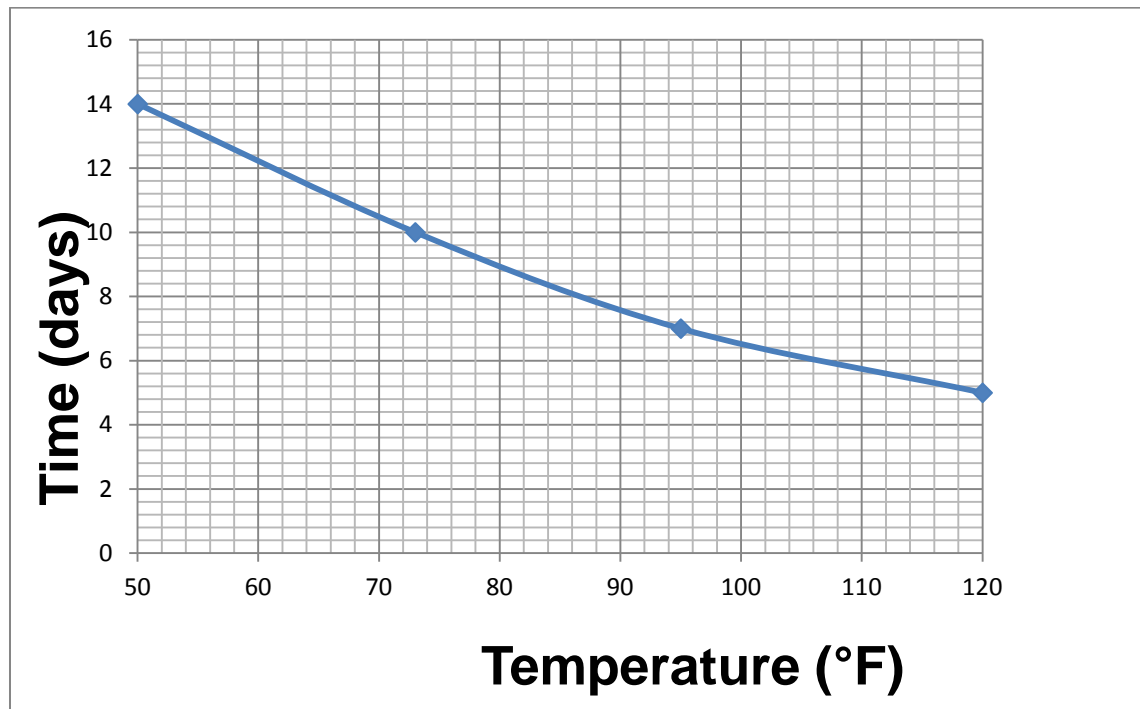
VI. APPLICATION:

- (a) ENVIRONMENTAL LIMITATIONS:
SUBSTRATE TEMPERATURE: 40°F MIN. 110° F MAX.
AMBIENT TEMPERATURE: 55°F MIN. 100° F MAX.
MINIMUM SUBSTRATE TEMPERATURE DIFFERENCE ABOVE THE DEW POINT: 5°F
MAXIMUM PERCENT RELATIVE HUMIDITY: Refer to NAVSEA Standard Item 009-32
- (b) FILM THICKNESS (SSPC PA2-73T) - PER COAT:
WET MIN. N/A WET MAX. N/A
DRY MIN. N/A DRY MAX. N/A
TOTAL SYSTEM: N/A
- (c) DRY TIMES (ASTM D1640): See below Graphs



Intershield 6GV: Foot Traffic / Hard Dry**Intershield 6GV: Minimum recoat with Interthane 990/990HS**

Intershield 6GV: Maximum recoat with Interthane 990/990HS**Intershield 6GV: Time to service; vehicle traffic**

Intershield 6GV: Time to service; aviation activity

(d) EQUIPMENT REQUIREMENTS: Smooth, phenolic core roller.

(e) SPECIAL INSTRUCTIONS:

During application within deck enclosures or on decks confined within the ships structure, it is important to provide a ventilation system that will allow for proper solvent release from the coating.

Maintain sufficient volumetric air changes to meet the requirements of 29 CFR Part 1915.36(a)(2) per reference 2.1 of NAVSEA Standard Item 009-03. 29 CFR Part 1915.36(a)(2) requires ventilation be provided in sufficient quantities to keep the concentration of vapors below ten (10) percent of their lower explosive limit, measured at the deck level. At a minimum, tests shall be made by a competent person to ascertain the concentration every 24 hours, or as conditions change.

Both suction (exhaust) and input air (make-up air) shall be utilized. Volumetric air change per hour shall be based on the theoretical maximum capacity for exhaust (suction) air handlers. Input air capacity shall be sized such that the difference in capacity between the exhaust and input volumetric flow rates does not exceed 15%. As a "rule of thumb" fresh air supply/extraction should be in the approximate ratio of 4:3 to maintain positive atmospheric pressure in the enclosure. Orientate input air such that make-up air airflow is directed towards the suction ports of the exhaust ventilation. Both input and exhaust ports shall be uniformly distributed along corresponding/opposing geometries of the containment to facilitate uniform air movement throughout the entire enclosure across and at the work area surface. Exhaust ventilation shall be placed as close to the deck as possible, such that the bottom of the exhaust duct/opening is less than one foot from the deck surface; to ensure that ventilation system design accounts for "heavier than air" nature of the solvents used in nonskid coating systems.

Ventilation system shall remain operational and powered on throughout painting evolutions, and continue to 48 hours after application each coat of the nonskid system (VLA, lines and slick deck color toppings excluded).

At time of application, material temperature must not be less than 60°F or greater than 90°F and DECK TEMPERATURE must not be less than 40°F or greater than 110°F

IF OVERCOAT WINDOW HAS BEEN EXCEEDED FOR CRITICAL APPLICATIONS: Please refer to NAVSEA Standard Item 009-32 for secondary surface preparation after 36 hours.

CONTINUATION SHEET USED: ☐ YES ☐ NO

Date: 1/2015

Rev. A3

ADDITIONAL DATA/INSTRUCTIONS:

II. MANUFACTURERS DATA: Interthane 990 or Interthane 990HS can be used for color markings.

III. PROPERTIES: Thick, carelessly applied coats will result in minimum coverage and may be subject to mudcracking, non-uniform appearance and blistering.

IV. SURFACE PREPARATION MINIMUM REQUIREMENTS: Cleaning via UHP-WJ does not create an anchor tooth profile. Additional blasting may be necessary to create an acceptable specified profile prior to application of approved primer

V. MIXING PROCEDURES:

VI. APPLICATION REQUIREMENTS: Dry times are normally a function of humidity, ventilation and temperature. Information given is to be used as a guideline only

The technical data given herein has been compiled for your assistance and guidance. It is based upon our experience and knowledge. However, as we have no control over the use to which this information is put, no warranty, expressed or implied, is intended or given.